

beaufort[®]

Range

Advanced Plus

Folding Sliding Doors

Folding Sliding doors help you to create an open, flexible and modern space for both living and working environments.

www.blyweertbeaufort.com



Blyweert Beaufort Aluminium Limited
Queensway Meadows | Newport | NP19 4SQ

Tel: 01633 29 40 40

Fax: 01633 29 40 41

Email: info@blyweertbeaufort.com

www.blyweertbeaufort.com



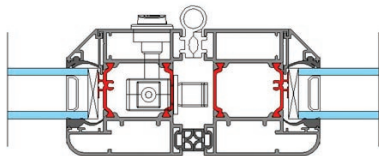


Advanced Plus Folding Sliding Door

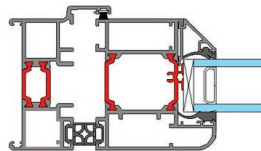
Let our Folding Sliding doors transform the way you live your life. Whether you choose to relax in a stylish open plan living area or you want to create beautifully panoramic views from any room, Folding Sliding doors from the Beaufort Range provide you with versatility and flexibility you need to create a relaxing and ambient environment.

Design Features

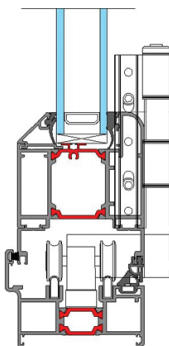
- Internally beaded with a softline detail to all external doors and panels
- Chamfered and square bead options
- 4 stainless steel wheels ensures smooth and consistent operation
- Unique, flush line pop-out handle that allows maximum door opening
- Low threshold option with a 15mm step height (Part M – Building Regulation)



Interlock Detail



Jamb Detail




Cill Detail



Sizing

Minimum Height	Maximum Height
1600mm	3000mm**
Minimum Width	Maximum Width
1600mm	6500mm**
Maximum Sash Weight	
100kgs**	



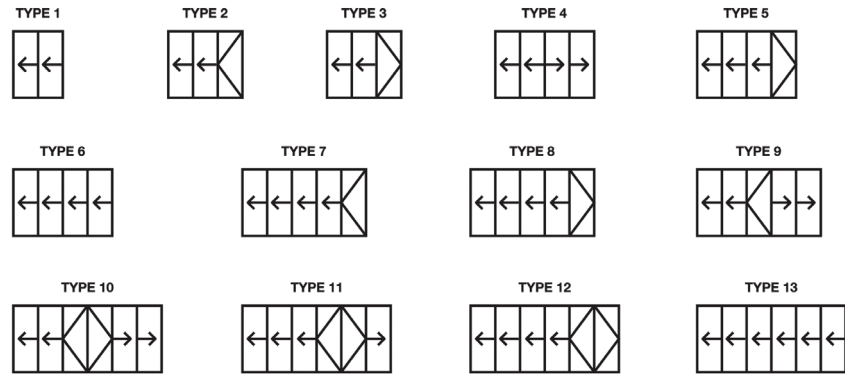
Variations
Individual panel width not to exceed 1000mm
Panels heights, widths and weights are dependent on style and design.
**The sizes detailed above are for guidance only.
Please contact our Technical Office for further details

Options

- Doors and panels can be used in any configuration, style and design
- All configurations are available in both open-in and open-out options
- Full range of suited hardware available
- Glazing sizing range of 28mm – 44mm
- Available in any single RAL colour or dual colour option

Configurations

Available in a range of styles and designs, panels can be stacked inside or outside of the room, to the left, right or split to stack on both sides. Door sets can be manufactured to replace entire walls to maximise your opening space.



Performance

- High security hinges and locking mechanisms as standard
- Shootbolts top and bottom of the interlocks for enhanced security
- Unique high strength roller design for increased weight capacity
- Dedicated Bottom bogey guide for consistant operation and increased security
- Double Track threshold allowing greater stability
- Door U Value 1.7 w/m² K