

outdoor living *made beautiful*
whatever the *style, structure or location*





The Rise in *Outdoor Living*

Over the last few years, making use of outdoor space has increased considerably in popularity. With relaxed building regulations surrounding outside buildings there has been a boom in garden rooms and offices, summer houses, log cabins and 'man-caves'.

This surge in 'outdoor living' and the craving for extra space for recreational, entertaining and work purposes has seen the requirement to secure, improve thermal efficiency and enhance the look of these builds with modern PVCu windows and doors.

From simple fixed, side or top hung windows to the more extravagant flush sash window, there's a style available to suit the build style and its surroundings.

Opening up the garden room, office, summer house, log cabin and man-cave to the outside space can be achieved with a range of sliding door options. Whether its a traditional patio door, a concertina styled bi-fold door or our innovative and revolutionary EASi-FOLD swing and slide doors, creating a wall of glass that opens up the build to the outside space, is easily achievable.

French doors remain a popular option, providing a classic entrance to any build and when utilised with glass side panels, allow light to flood in to the garden build. Alternatively, a PVCu residential door can provide a secure and simple entrance door solution.



"Windows and doors that provide a
comfortable and cosy environment"



Enjoy the Practicality of Modern PVCu *Windows and Doors*

Windows & Doors for Outdoor Living

Modern PVCu windows and doors ultimately provide you with increased thermal performance thus ensuring heat stays in your holiday home, caravan, log cabin, garden room, summer house or 'man-cave' and keeping the elements at bay!

Also, modern PVCu windows and doors have increased sound insulation, with high security locking systems and hardware to protect your family and property.

All-in-all modern PVCu products will outperform older single and double glazed alternatives, increasing thermal efficiency throughout and improving security, whilst offering an aesthetically pleasing look to your outdoor living space.

The innovative Vantage 70 and ADVANCE 70 Systems from Selecta Systems have been designed to blend seamlessly in to the framework of your holiday home, caravan, log cabin, garden room, summer house or 'man-cave', combining exceptional performance with beauty and elegance.

"An aesthetically pleasing look to
your *outdoor living* space"

Transforming the Look of Your *Outdoor Living* Project



Windows & Doors

There are many aspects to consider when choosing new windows and doors for your holiday home, caravan, log cabin, garden room, summer house or 'man-cave'. Whilst size and shape will depend largely on the type of aperture, a wide variety of options are available in order for you to achieve the appearance you require to make it as individual as the interior or blend in to the surroundings.

The Vantage 70 and ADVANCE 70 Systems will give you easy to maintain windows and doors that are stylish, elegant and unique.

Whether it's casement or flush sash windows or a residential or French door with or without sidescreens, reassuringly, the wide variety of designs available will complement your project and add value.

Coloured frames can add that authentic look to windows and doors with woodgrain effects proving very popular. Alternatively, why not opt for a contemporary or traditional shade, which in-turn can modernise or enhance the authentic look of your holiday home, caravan, log cabin, garden room, summer house or 'man-cave'.

"An aesthetically pleasing look to
your *outdoor living* space"

Casement Windows

Our casement windows offer superb qualities that will exceed expectation in terms of performance, aesthetics and environmental issues.

Casement windows are the perfect solution for your replacement or refurbishment project as well as new builds, providing outstanding qualities and a superior overall finish to any project - making it beautiful and secure, whilst improving its thermal performance.



Casement windows remain one of the most popular choice of window styles. With so many configurations and variations in styles, colours, features and hardware, it's easy to see why customers continue to make casement windows, the popular choice.

Flush Sash Windows

Flush Sash Windows have become very popular over recent years, replicating traditional wooden windows with flush fitting sashes i.e. the window sash sits within the frame to finish flush with the face of the window.

Flush Sash Windows are both practical and versatile where a stunning traditional or modern appearance can be achieved, with a range of colours and grained finishes to complement the style.



Smooth lines and a stunning finish ensure that flush sash windows create a stylish, value-adding feature to your property.

Residential Doors

Whether you require an inward or outward opening door, left or right hung preference or the choice of a low threshold easy access option for wheelchairs and pushchairs, you can rest assured that our residential doors will look elegant whilst offering outstanding performance and security.

Our doors offer excellent qualities in terms of thermal performance, security and aesthetics.



They will compliment the windows and are completely bespoke and made to order. There are a wide variety of colour options, styles and configurations, which allow for side panels, top lights and flag windows. Full frame or fitted with a Part M compliant low threshold, they come with a variety of choices when it comes to hardware and furniture colour.

French Doors

French doors are all about bringing light into a room and opening up your home to your garden. You can create a stunning, warm and secure French door configuration that suits your build, outdoor living space and lifestyle. French doors are designed to your properties style, whilst incorporating all of the latest security and thermal performance benefits.

There is no 'one size fits all' element to French doors and we have plenty of different ways for customers to find the right door to combine lighting and access.



French doors remain one of the most popular choices, when opening up to the outside, with so many configurations, size capabilities and variations in styles, colours, features and hardware options.



Making a Grand Entrance to Your *Holiday Home*

or Caravan, Log Cabin, Garden Room, Summer House, 'Man-Cave'

The entrance to your holiday home, caravan, log cabin, garden room, summer house or 'man-cave' serves two main purposes; to act as a welcome to you, your family and friends and to keep unwanted visitors and the elements out.

Modern PVCu doors ultimately provide you with high security locking systems to protect your family and property. The gaskets and weatherseals are co-extruded within the frames and therefore provide a weathertight seal - no heat loss or leaks!

The thermal performance of modern PVCu doors, complimented by energy efficient glazing, will ensure that your property stays cosy and warm in the winter and nice and cool in the summer months.

Residential and French doors come in a comprehensive range of styles and colour options to compliment your property, whatever the style or structure type.

You can create that grand entrance to your property, whilst keeping you and your family safe and warm.



"Modern PVCu doors ultimately provide you with
high security locking systems"



Opening Up to *the Outside*

with Sliding Panoramic Doors

Open up to the outside with a sliding wall of glass and transform your living space, with no barriers between the outside and your holiday home, caravan, log cabin, garden room, summer house or 'man-cave'.

Sliding panoramic doors provide you with a real opportunity to open up your space and let light flood in.

Opening up to the outside has become more popular as homeowners look at sliding panoramic doors as a lifestyle choice. Patio or EASi-FOLD doors are of particular interest, as they provide you with a wall of glass and panoramic views that are perfectly framed.

Our range of sliding door systems, will give any property the added benefits of heat retention, whilst the weathertight seals and frames will help to keep the cold and damp on the outside. PAS 24 and Secured by Design tested door solutions provide that added enhanced security option.

That 'wow' factor and can be truly created with a sliding panoramic door, as well as being a practical entrance solution to your dwelling.

MASTERSlide
PATIO DOOR

EASi FOLD

"Panoramic sliding doors that open up
your space and let light flood in"

Patio Doors

Transform your living space with a sliding wall of glass with no barriers between the interior and outside.

MASTERslide patio door openings can be up to four door panes wide. The simplistic roller assembly means doors can be configured to meet customers individual preferences, from a 2 pane configuration to a more complex 4 pane combination.

The patio door combinations are all encased within a slimline package with slim sight-lines to rival any patio door on the market.



An attractive, unobtrusive D-handle fits flat to the door frame, enabling smooth operation of the sliding doors.

EASi-FOLD Doors

EASi-FOLD Doors are the innovative and revolutionary alternative to bi-fold doors.

EASi-FOLD Doors can be up to six door panes wide. The doors have a choice of the master door being on the left or right with every other pane sliding effortlessly across a track, pivot and fold against the master door. The operation is totally different to a conventional bi-folding door as each pane operates individually.



The EASi-FOLD Door combinations are all encased within a slimline package with slim sight-lines.

There are no visible hinges or handles on the sliding doors, thus providing a sleek look. The smooth operation of the sliding panoramic doors is revolutionary as they also unobtrusive and don't encroach in to the internal and external surrounding space.



Inspiration
for *Outdoor Living*



vantage7 ADVANCE7

"Adding security and thermal efficiency
to your *outdoor living* space"



STANDARD *Collection*

COLOURFOIL
COLLECTION

ROSEWOOD
ONE OR BOTH SIDES



GOLDEN OAK
ONE OR BOTH SIDES



ANTHRACITE GREY
ONE OR BOTH SIDES



BLACK / BROWN
ONE OR BOTH SIDES



Watch the
Colourfoil Collection
Video

PREMIUM *Collection*

IRISH OAK
ONE OR BOTH SIDES



MOUNTAIN OAK
ONE OR BOTH SIDES



ULTI-MATT BLACK
ONE OR BOTH SIDES



ANTHRACITE GREY SMOOTH
ONE OR BOTH SIDES



SLATE GREY
ONE OR BOTH SIDES



HAZY GREY
ONE OR BOTH SIDES



AGATE GREY
ONE OR BOTH SIDES



NEW!
PEBBLE GREY
ONE OR BOTH SIDES



CHARTWELL GREEN
ONE OR BOTH SIDES



DARK GREEN
ONE OR BOTH SIDES



CREAM
ONE OR BOTH SIDES



WHITE
ONE OR BOTH SIDES



STEEL BLUE
ONE OR BOTH SIDES



DARK RED
ONE OR BOTH SIDES



...more colours are available
from the RENOLIT colour swatch



Rely on it.

Window and Door Colour Options

Colourfoil Collection

Demand for coloured windows and doors in the UK is rising strongly. Homeowners are now loving colour! It's a way of personalising your outdoor living space, making it look modern or giving it that traditional, authentic look.

With the Colourfoil Collection, we have a range of the most modern, traditional and on-trend colours shades and finishes.

The addition of the modern and contemporary shades of Ulti-Matt Black, Agate and Slate Grey, allow you to add on-trend colours to your windows and doors and compliment your outdoor living style.

Traditional wood grain effects and colour shades enable you to create that period or heritage look to your home, meaning that there is a colour shade or grain effect to suit your home whatever the style, period or location.

Or maybe you prefer the standard classic White or the more traditional Rosewood and Golden Oak effect, whilst Chartwell Green and Anthracite Grey remain as popular as ever.

Whatever your colour choice you can be sure that your windows and doors



"Modern colour shades and traditional grained effects to compliment your outdoor living space, whatever the *style, structure or location*"

Adding that *Finishing Touch*

Window and Door Options

Our window and doors have been rigorously tested with hardware designed to last the test of time with components and locking options that provide security of the highest level.

All of our window and door furniture has been chosen to compliment your windows and doors, provide you with easy faultless operation and is available in a range of colours and styles to suit the decor within your property.



There are a number of different configurations, styles and options for you to choose from to ensure your windows and doors meet yours and your properties style and structure requirements.



Georgian & *Astragal Bar*

Georgian and Astragal Bars give a more authentic look to your windows.



Sash *Horns*

Sash horns add that classical appearance to your windows.



Glass *Options*

When choosing your glass design it is very important to consider the levels of privacy you require as well as the architectural look of your home.



Patterned, stained or leaded options are just some of the choices available.

Toughened and low emissivity glass offerings with energy saving aspects allow you to choose a style that is both beautiful and practical.

Side Screens, *Hugs & Arches*

When your home requires something more or add that uniqueness to your door or window.



Keeping Your Outdoor Living Space *Secure and Warm*

Security

One of the main reasons why we upgrade our windows and doors is to ensure that we provide protection to our family and home.

When choosing your new windows and doors, you want to ensure that you are making the right decision to provide the required level of protection for your family and home.

With ADVANCE 70 Windows, Doors and Conservatories you can be sure of two things, they will keep unwanted intruders out and the warmth in!

The high security window and door locking system options are compliant with PAS 24, Document Q and Secured by Design, which ticks all the boxes when it comes to enhanced security.

Energy Efficiency

Modern PVCu also benefits from excellent thermal performance levels. The ADVANCE 70 System is one of the leading performers with its 5 chambered system and Recycled Thermal Reinforcement (RTR Bar) providing you with A+ rated options to keep the cold out and warmth in.

These qualities put the ADVANCE 70 Window and Door System at the forefront of technological performance, ensuring that your home is secure and warm for many years to come.

What are window (and door) energy ratings?

A window or doors rating is determined by a formula which takes into account the total solar heat transmittance, the amount of the sun's heat which can pass through the glass (usually referred to as g-value); the U-value of the whole unit (frame and glass combined), how well the window or door keeps the heat in your home; and the air infiltration through the window or door seals.

To make the Rating standard across all products, a standard window / door size and configuration is used. The resulting value is then placed into a band on the scale G-A, with A-rated windows and doors being the most energy-efficient.

Did You Know?

UK Burglary Statistics

In *72%* of cases, the burglar will enter through a door, of which...

27% by forcing the lock or cylinder

15% through an unlocked door

10% by breaking the door or door panel

5% enter the property with a key

In *26%* of cases the burglar will enter through a window, of which...

11% force the window lock or latch

9% cut through or break the glass

6% will enter through an already open window

This means that *48%* of burglaries are owing to inferior windows and doors!

Sustainability

PVCu windows and doors have a long and low maintenance lifespan, which can see them last up to 30-40 years.

What is more impressive, is the high quality reuse of PVCu, where it can be recycled up to 10 times, meaning a single window or door has a new life expectancy of 350 years!



PAS 24 Windows & Doors



ADVANCE 70 Windows & Doors use high security locking systems, tested to PAS 24 & Secured By Design standards...

An inferior window or door locking system can be manipulated, snapped, picked, drilled or bumped to gain access to your property in less than 30 seconds! This is why our ADVANCE 70 system uses tried and tested security hardware on our windows and doors.

So what are my Enhanced Security options?

An Enhanced Security option is compliant with PAS 24 and Secured by Design. This means that the complete and fully manufactured window or door has been rigorously and independently tested by a UKAS accredited test house.

The PAS 24 standard is an extra security measure to ensure windows and doors are up to the security standards, in case you do so happen to have a break in. The testing is based on a burglar trying to manipulate a cylinder, cut-through a slab or panel or force the lock and/or hinge side of a door. On a window forcing entry through the locking points using a selection of tools including 'crow bars', screwdrivers, chisels, drills and blades.

Secured by Design (SBD) is the official police security initiative that works to improve the security of buildings and their immediate surroundings to provide safe places to live, work, shop and visit.

SBD's product based accreditation scheme - the Police Preferred Specification - provides a recognised standard for all security products that can deter and reduce crime.

Energy Efficient Windows & Doors

The window and door profiles used to make the frames for your home offer excellent thermal insulation, as the gaskets and weathertight seals shut out draughts while the glazing reflects the heat back in to your room.

The multiple chambers within the profiles and the option of using Recycled Thermal Reinforcement (RTR) Bar also greatly improves the heat loss from your home. Aspects that will greatly reduce energy bills.

The benefits of energy-efficient windows (and doors!)

Smaller energy bills: replacing all single-glazed windows with A-rated double glazing could save you around £160 per year on your energy bills.

A smaller carbon footprint: by using less fuel, you'll generate less of the carbon dioxide that leads to global warming - typically, 680kg a year.

A more comfortable home: energy-efficient glazing reduces heat loss through windows and means fewer draughts and cold spots.

Peace and quiet: as well as keeping the heat in, energy efficient windows insulate your home against outside noise.


Reduced condensation: energy-efficient glazing reduces condensation build-up on the inside of windows.

The costs and savings for energy-efficient glazing will be different for each home and each window, depending on the size, material and installer. Double glazing should last for 20 years or more.

your home *made beautiful*
whatever the *style, period or location*

Your Approved Installer is



 **vantage7** Windows & Doors for Outdoor Living



Selecta Systems Ltd operate a continuous design and development programme and reserve the right to modify any product without any prior notification. Photographs used within this brochure are for representation purposes only. Selecta Systems Ltd are not responsible for any errors or omissions contained within this brochure.